



AGENDA

REGULAR MEETING



JANUARY 9, 2020



MIROMAR LAKES

COMMUNITY DEVELOPMENT DISTRICT

January 6, 2020

Board of Supervisors
Miromar Lakes Community Development District

Dear Board Members:

The Regular Meeting of the Board of Supervisors of the Miromar Lakes Community Development District will be held on **Thursday, January 9, at 2:00 P.M.** at the **Beach Clubhouse, 18061 Miromar Lakes Parkway, Miromar Lakes, Florida 33913.**

1. Call to Order & Roll Call
2. Staff Reports
 - a) Attorney
 - b) Engineer
 - c) Asset manager
 - I. December, 2019 Report
 - d) Manager
 - I. Financial Statements for the period ending December, 2019 (Unaudited)
3. Supervisor's Requests and Audience Comments
4. Adjournment

The minutes for the December, 2019 meeting are in preparation, and will be on the agenda for the February, 2019 meeting.

Although not an agenda item for this meeting, the professional team, received an email from the Peninsula IV HOA, which as I understand, is now composed of resident board members. The request centers around improvements to a portion of the water management system, that has not been turned over to the CDD for ownership/operations as of this date.

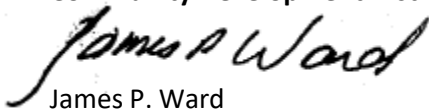
The proposed improvements are beyond which we usually see, and as such, I thought it prudent to insure that the Board is fully aware of the improvements that are being requested, and to

insure that we have full input on this work. At the requisite time, the CDD will need to assume responsibility for the water management system, and the Board's full input into the process is important. The improvements are all cosmetic in nature, and include landscaping, a fountain, and some sort of "viewing" area (appears to be some sort of dock structure).

The balance of the Agenda is standard in nature and I look forward to seeing you at the meeting, and if you have any questions and/or comments, please do not hesitate to contact me directly at (954) 658-4900.

Yours sincerely,

**Miromar Lakes
Community Development District**



James P. Ward
District Manager
Enclosures



Civil Engineering/Roadway
& Highway Design
Coastal Engineering
Code Enforcement
Construction Engineering
& Inspection (CEI)
Construction Services
Contract Government
Services
Data Technologies &
Development
Electrical Engineering
Emergency Management
Engineering
Environmental Services
Facilities Management
Geographic Information
Systems (GIS)
Indoor Air Quality
Land Development
Landscape Architecture
Municipal Engineering
Planning
Redevelopment
Surveying & Mapping
Traffic Engineering
Transportation Planning
Urban Design
Water/Wastewater
Treatment Facilities
Website Development/
Computer Graphics

GSA Contract Holder

1800 Eller Drive
Suite 600
Fort Lauderdale, FL
33316
954.921.7781 phone
954.921.8807 fax

www.cgasolutions.com

Memorandum

Date: January 2, 2020
To: James P. Ward- District Manager
From: Bruce Bernard - Field Asset Manager
Subject: Miromar Lakes CDD – December 2019
CGA Project # 13-5692

Lake Maintenance

CDD staff will begin maintaining wetland areas that previously were maintained by the landscaping vendor in previous years within our landscaping agreement. The CDD has received quotes and has engaged Crosscreek Environmental to maintain the six (6) wetland locations owned by CDD.

Staff has obtained the "Consent of Access" forms from Tivoli and St. Moritz HOA's for the lake bank restoration work in each subdivision. Staff will be staking at the CDD property line to re-establish bank slope from the stacks to the existing lake bank. Lake bank restoration will begin in the week of Jan. 13, 2020 in Tivoli.

Stormwater Maintenance

M.R.I. (CDD drainage contractor) replaced two 28" x 30" broken drainage structure grates within existing catch basins on the north side of Porta Romano. Contractor also repaired sunken curb inlet at Visconti Circle in the Verona Lago subdivision. M.R.I. is scheduled begin concrete repairs on catch basin inlets along Miromar Lakes Blvd that have been damaged in the past. Once completed, the contractor will begin this year's inspection of stormwater basins in Phase 2 of the drainage maintenance plan and prepare a report for staff.

Permit Compliance



Civil Engineering/Roadway
& Highway Design
Coastal Engineering
Code Enforcement
Construction Engineering
& Inspection (CEI)
Construction Services
Contract Government
Services
Data Technologies &
Development
Electrical Engineering
Emergency Management
Engineering
Environmental Services
Facilities Management
Geographic Information
Systems (GIS)
Indoor Air Quality
Land Development
Landscape Architecture
Municipal Engineering
Planning
Redevelopment
Surveying & Mapping
Traffic Engineering
Transportation Planning
Urban Design
Water/Wastewater
Treatment Facilities
Website Development/
Computer Graphics

GSA Contract Holder

1800 Eller Drive
Suite 600
Fort Lauderdale, FL
33316
954.921.7781 phone
954.921.8807 fax

www.cgasolutions.com

SFWMD Notice of Inspection letter dated September 18, 2015, remaining open items / updates are as follows:

1. Application – Miromar Lakes Phase 1

- a. Lake bank erosion - Erosion to the lake shoreline has occurred in some areas of Lakes 6G, 6I, and 6J. Lake 6I has a drop of four (4) feet between lots. Also, erosion has occurred near control structure CS#1. Restore the lake shorelines to substantial compliance with permit.

Shoreline erosion mitigation efforts have been incorporated into the CCD Capital Improvements budget(s) from 2016-2020. The CDD itself has taken efforts to implement the maintenance repairs with prior approval from affected Homeowners Associations (HOA's) (shoreline erosion mitigation has begun and has been completed in twelve of the fourteen subdivisions to be repaired)

From: jimward@jowardassociates.com
To: "[Matt Deavers](#)"; "[Heather Chapman](#)"; "[David Salko](#)"; "[Erin Dougherty](#)"; "[Bruce Bernard](#)"; "[Charlie Krebs](#)"
Cc: "[Austefeld Attorney Frank](#)"; "[Mary Fyock](#)"; "[Tim Morse](#)"; "[Russ Schomp](#)"; [Greg Urbancic](#)
Subject: RE: Peninsula IV Cassina/Lugano Botanical Park Plans for Common Area
Date: Monday, January 6, 2020 8:38:50 AM
Attachments: [image001.jpg](#)
[James P. Ward.vcf](#)
[Lugano Botanical Park plans.pdf](#)

Mr. Deavers,

Thank you for submitting your plans to the CDD – and my apologies for not getting back to you last week.

As I am sure all are aware, this portion of the water management system has not been turned over to the CDD for operations and maintenance at this point, this will be turned over to the CDD at some point, hopefully soon by Miromar to the CDD, especially since residents are now living in this area.

We do not express any opinion at this point on the proposed improvements – and would strongly suggest, that since the CDD will be the eventual owner of these facilities – that all parties work cooperatively together towards a solution for the proposed improvements.

Many thanks in advance for sending this to the CDD, and we look forward to working with all parties, to insure the system is turned over to the CDD as soon as reasonable possible, and that the proposed improvements can be reviewed in an expeditious timeframe.

In the meantime, if you have further questions, please let me know.

Jim

James P. Ward



Electronic Mail: Under Florida Law, electronic mail addresses are Public Records. If you do not want your e-mail address released in response to any request, please do not e-mail the District and contact the District at the address or phone number as noted above.

Florida has a very broad public records law. Most written communications to or from the District are considered public records, and will be made available to the public and the media upon request. Therefore, your e-mail address and message may be subject to public disclosure.

Elected Public Officials should NOT use the “reply all” feature to any e-mail transmissions where Public Officials of the Board that you serve on are in the e-mail transmission. If you have any

questions, contact the office of the District Manager immediately.

From: Matt Deavers <matt@sandcastlepmb.com>

Sent: Monday, December 30, 2019 3:47 PM

To: Heather Chapman <hchapman@miromarlakes.com>; David Salko <dsalko@miromar.com>; Erin Dougherty <EDougherty@miromarlakes.com>; Jim Ward <JimWard@JPWardAssociates.com>; Bruce Bernard <bbernard@cgasolutions.com>; Charlie Krebs <CharlieKrebs@hmeng.com>

Cc: Austenfeld Attorney Frank <alaw.frank@gmail.com>; Mary Fyock <mpfyock@gmail.com>; Tim Morse <timm1948@icloud.com>; Russ Schomp <randbinc@comcast.net>

Subject: Peninsula IV Cassina/Lugano Botanical Park Plans for Common Area

Miromar Master Association:

Attached please find the final plans for the Phase I of the Peninsula IV Cassina/Lugano Botanical Park. Please note that all alterations and construction are being conducted in the Common Area Right of Way owned by Peninsula IV HOA. We welcome any input you may offer. The Costa Maggiore Botanical Park is also attached along with the planting list for reference.

Please note the comment period closes 1/3/2020.

Respectfully,

Peninsula IV HOA

ROYAL PALM



WASHINGTONIA PALM

GUMBO LIMBO



JACARANDA



QUEEN PALM



WASHINGTONIA PALM



ROYAL PALM



MAGNOLIA



MACARTHUR PALM



COCONUT PALM



BLACK OLIVE



COCONUT PALM



SABAL PALM
PYGMY DATE
UNDERPLANT



YELLOW TABEBUIA



SYLVESTER PALM



RECLINATA



COCONUT PALM



ROYAL PALM



Miromar Lakes

COSTA MAGGIORE - BOTANICAL PARK PLANT LIST

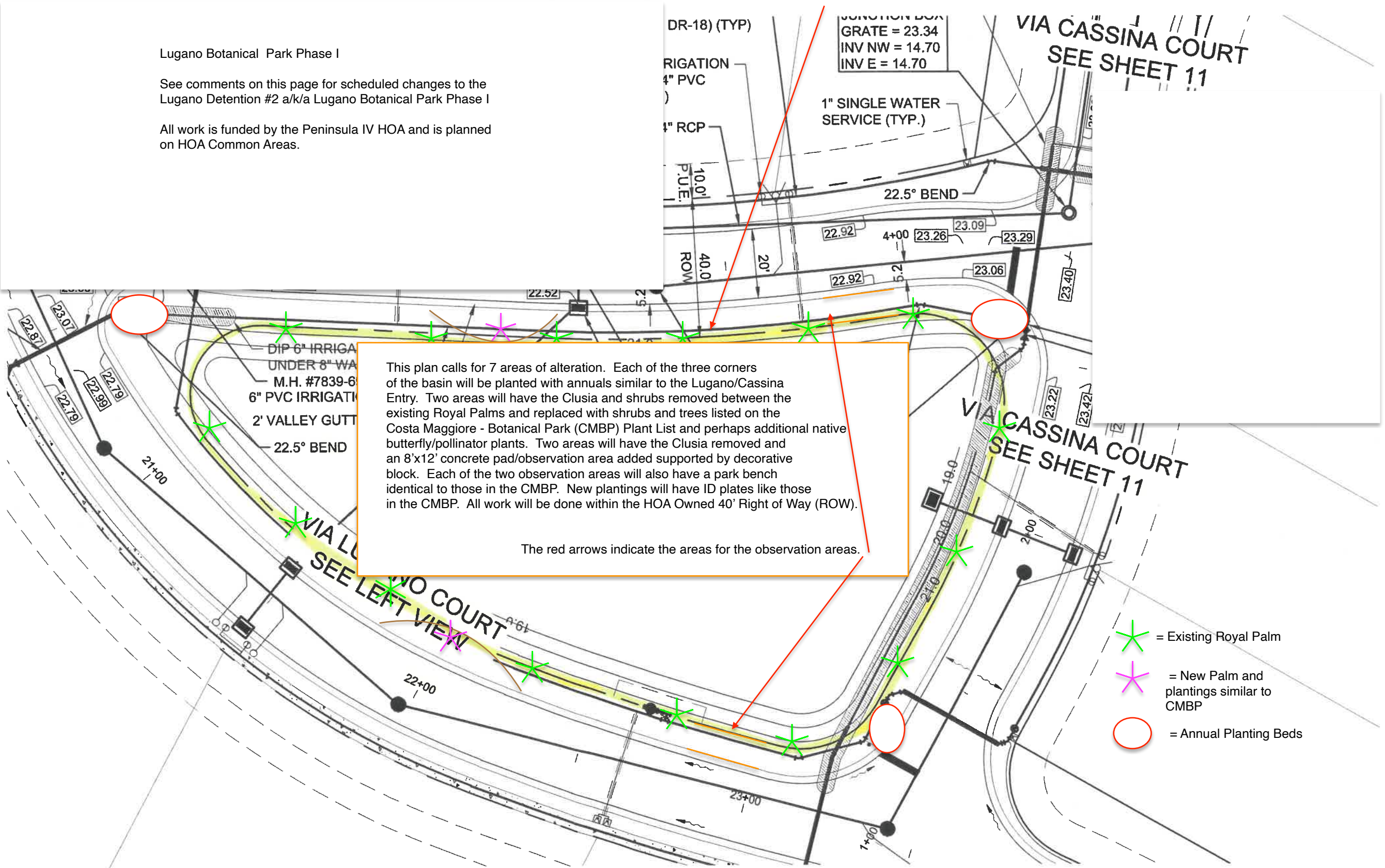
A	B	C
1	Miromar Lakes	
2	COSTA MAGGIORE - BOTANICAL PARK PLANT LIST	
3	Common	Botanical
4	Shady Lady Black Olive	Bucida buceras 'Shady Lady'
5	Brazilian Beauty Leaf	Calophyllum Brasilense
6	Geiger Tree	Cordia sebestena
7	Glossy Privet	Ligustrum japonicum
8	Gumbo Limbo	Bursera simaruba
9	Italian Cypress	Cupressus sempervirens
10	Jacaranda	Jacaranda mimosifolia
11	Little Gem Magnolia	Magnolia grandiflora 'Little Gem'
12	Pink Trumpet Tree	Tabebuia heterophylla
13	Royal Poinciana	Delonix regia
14	Screw Pine	Pandanus utilis
15	Silver Trumpet / Yellow Flower	Tabebuia caraiba
16	White Bird of Paradise	Strelitzia nicolai
17	Yellow Cassia	Cassia suratsensis
18	Common	Botanical
19	Carpentaria Palm	Carpentaria acuminata
20	Christmas Palm	Adonida merrillii
21	Coconut Palm	Cocos nucifera 'Green Malayan'
22	Florida Royal Palm	Roystonea elata
23	Florida Thatch Palm	Thrinax radiata
24	Green Saw Palmetto	Serno repens
25	Lady Palm	Rhapis excelsa
26	Macarthur Palm	Ptychosperma macarthurii
27	Pigmy Date Palm	Pheonix roebelenii
28	Queen Palm	Syagrus romanzoffiana
29	Sabal Palm	Sabal palmetto
30	Senegal Date Palm	Pheonix reclinata
31	Silver Saw Palmetto	Serenoa repens silver
32	Sylvester Palm	Pheonix sylvestris
33	Washington Palm	Washingtonia robusta
34	Common	Botanical
35	Yellow African Iris	Dietes vegeta
36	Asiatic Jasmine	Trachelospermum asiaticum
37	Bird of Paradise	Strelitzia reginae
38	Blue Agave	Agave tequiliana
39	Blue Daze	Evolvulus glomeratus
40	Boston Fern	Nephrolepis exaltata
41	Bougainvillea - Colors Vary	Bougainvillea sp.
42	Bush Daisy	Euryops pectinatus
43	Canna Lily	Canna x generalis
44	Cocoplum	Chrysobalanus icaco 'Red Tip'
45	Crape Jasmine	Tabernaemontana divaricata
46	Double Pink Hibiscus	Hibiscus rosa-sinensis
47	Dwarf Ixora	Ixora taiwanensis
48	Dwarf Pink Oleander	Nerium oleander 'Ice Pink'
49	Dwarf Umbrella Tree	Schefflera arboricola
50	Elephant Ear	Alocasia sp.
51	Emerald Blanket	Carissa macrocarpa
52	Gardenia	Gardenia jasminoides
53	Golden Dewdrops	Duranta erecta
54	Green Island Ficus	Ficus microcarpa 'Green Island'
55	Green Shell Ginger	Alpinia zerumbet
56	Hibiscus Standard - Pink	Hibiscus rosa-sinensis
57	Indian Hawthorn	Rhaphiolepis indica
58	King Sago	Cycas revoluta
59	Lily of the Nile	Agapanthus africanus
60	Liriope 'Green Giant'	Liriope muscari 'Green Giant'
61	Macho Fern	Nephrolepis biserrta 'Macho'
62	Maui Ixora	Ixora coccinea 'Maui'
63	Nora Grant Ixora	Ixora coccinea 'Nora Grant'
64	Parsoni Juniper	Juniperus chinensis 'Parsonii'
65	Peregrina	Jatropha integerrima
66	Perennial Peanut	Arachis globata
67	Calypso Oleander	Nerium oleander 'Calypso'
68	Plumbago	Plumbago copensis
69	Podocarpus	Podocarpus macrophyllus
70	Queen Sago	Cycas circinalis
71	Red Crinum Lily	Crinum augustum 'Queen Emma'
72	Dwarf Red Firebush	Hamelia patens 'Compacta'
73	Red Fountain Grass	Pennisetum setaceum 'Rubrum'
74	Sandankwa	Viburnum suspensum
75	Sea Grape	Coccoloba uvifera
76	Small-Leaf Clusia	Clusia guttifera

Lugano Botanical Park Phase I

See comments on this page for scheduled changes to the Lugano Detention #2 a/k/a Lugano Botanical Park Phase I




All work is funded by the Peninsula IV HOA and is planned on HOA Common Areas.

40' Right of Way Edge =
HOA Common Area Boundary



This plan calls for 7 areas of alteration. Each of the three corners of the basin will be planted with annuals similar to the Lugano/Cassina Entry. Two areas will have the Clusia and shrubs removed between the existing Royal Palms and replaced with shrubs and trees listed on the Costa Maggiore - Botanical Park (CMBP) Plant List and perhaps additional native butterfly/pollinator plants. Two areas will have the Clusia removed and an 8'x12' concrete pad/observation area added supported by decorative block. Each of the two observation areas will also have a park bench identical to those in the CMBP. New plantings will have ID plates like those in the CMBP. All work will be done within the HOA Owned 40' Right of Way (ROW).

The red arrows indicate the areas for the observation areas.

-  = Existing Royal Palm
-  = New Palm and plantings similar to CMBP
-  = Annual Planting Beds

Miromar Lakes Community Development District

Financial Statements

December 31, 2019



Visit our web site: www.miromarlakescdd.org

Prepared by:

JPWARD AND ASSOCIATES, LLC

2900 Northeast 12th Terrace

Suite 1

OAKLAND PARK, FLORIDA 33334

E-MAIL: JIMWARD@JPWARDASSOCIATES.COM

PHONE: (954) 658-4900

Miromar Lakes Community Development District

Table of Contents

	<i>Page</i>
<i>Balance Sheet—All Funds</i>	<i>1-2</i>
<i>Statement of Revenue, Expenditures and Changes in Fund Balance</i>	
<i>General Fund</i>	<i>3-5</i>
<i>Debt Service Fund</i>	
<i>Series 2012 Bonds</i>	<i>6</i>
<i>Series 2015 Bonds</i>	<i>7</i>

JPWard & Associates, LLC
2900 Northeast 12th Terrace
Suite 1
Oakland Park, Florida 33334
(954) 658-4900

**Miromar Lakes Community Development District
Balance Sheet
for the Period Ending December 31, 2019**

	Governmental Funds						Totals (Memorandum Only)
	Debt Service Funds			Account Groups			
	General Fund	Series 2012	Series 2015	General Long Term Debt	General Fixed Assets		
Assets							
Cash and Investments							
General Fund - Invested Cash	\$ 861,553	\$ -	\$ -	\$ -	\$ -	\$ -	\$ 861,553
Debt Service Fund							
Interest Account	-	-	-	-	-	-	-
Sinking Account	-	-	-	-	-	-	-
Reserve Account	-	371,741	565,425	-	-	-	937,166
Revenue	-	739,800	689,386	-	-	-	1,429,186
Prepayment Account	-	4,211	1,847	-	-	-	6,057
Due from Other Funds							
General Fund	-	96,699	57,029	-	-	-	153,728
Debt Service Fund(s)				-	-	-	-
Market Valuation Adjustments							
Accrued Interest Receivable	-	-	-	-	-	-	-
Assessments Receivable	-	-	-	-	-	-	-
Accounts Receivable	-	-	-	-	-	-	-
Amount Available in Debt Service Funds	-	-	-	2,526,138	-	-	2,526,138
Amount to be Provided by Debt Service Funds	-	-	-	17,533,862	-	-	17,533,862
Investment in General Fixed Assets (net of depreciation)	-	-	-	-	36,514,917	-	36,514,917
Total Assets	\$ 861,553	\$ 1,212,451	\$ 1,313,687	\$ 20,060,000	\$ 36,514,917	\$ -	\$ 59,962,607

**Miromar Lakes Community Development District
Balance Sheet
for the Period Ending December 31, 2019**

	Governmental Funds			Account Groups		Totals (Memorandum Only)
	Debt Service Funds			General Long Term Debt	General Fixed Assets	
	General Fund	Series 2012	Series 2015			
Liabilities						
Accounts Payable & Payroll Liabilities	\$ -	\$ -	\$ -	\$ -	\$ -	\$ -
Due to Other Funds						-
General Fund	-	-	-	-	-	-
Debt Service Fund(s)	153,728	-	-	-	-	153,728
Other Governments	-	-	-	-	-	-
Bonds Payable	-	-	-	-	-	-
Current Portion	-	-	-	1,005,000	-	1,005,000
Long Term	-	-	-	19,055,000	-	19,055,000
Total Liabilities	\$ 153,728	\$ -	\$ -	\$ 20,060,000	\$ -	\$ 20,213,728
Fund Equity and Other Credits						
Investment in General Fixed Assets	-	-	-	-	36,514,917	36,514,917
Fund Balance						
Restricted						
Beginning: October 1, 2018 (Audited)	-	604,977	2,660,783	-	-	3,265,760
Results from Current Operations	-	607,474	(1,347,096)	-	-	(739,623)
Unassigned						
Beginning: October 1, 2018 (Audited)	317,847	-	-	-	-	317,847
Results from Current Operations	389,977	-	-	-	-	389,977
Total Fund Equity and Other Credits	\$ 707,825	\$ 1,212,451	\$ 1,313,687	\$ -	\$ 36,514,917	\$ 39,748,879
Total Liabilities, Fund Equity and Other Credits	\$ 861,553	\$ 1,212,451	\$ 1,313,687	\$ 20,060,000	\$ 36,514,917	\$ 59,962,607

Miromar Lakes Community Development District
General Fund
Statement of Revenues, Expenditures and Changes in Fund Balance
Through December 31, 2019

Description	October	November	December	Year to Date	Total Annual Budget	% of Budget
Revenue and Other Sources						
Carryforward	\$ -	\$ -	\$ -	-	\$ -	N/A
Interest						
Interest - General Checking	12	13	27	52	250	21%
Special Assessment Revenue						
Special Assessments - On-Roll	(2,967)	111,061	344,043	452,137	510,541	89%
Special Assessments - Off-Roll	39,152	-	-	39,152	156,608	25%
Miscellaneous Revenue						
Miscellaneous Revenue	-	-	-	-	0	N/A
State Revenue Sharing-Emergency Mgmt Assis	-	-	1,825	1,825	0	N/A
Intragovernmental Transfer In	-	-	-	-	0	N/A
Total Revenue and Other Sources:	\$ 36,197	\$ 111,074	\$ 345,895	493,166	\$ 667,399	74%
Expenditures and Other Uses						
Legislative						
Board of Supervisor's - Fees	1,000	1,000	1,000	3,000	12,000	25%
Board of Supervisor's - Taxes	77	77	77	230	918	25%
Executive						
Professional Management	3,333	3,333	3,333	10,000	40,000	25%
Financial and Administrative						
Audit Services	-	-	3,900	3,900	3,900	100%
Accounting Services	-	-	-	-	-	N/A
Assessment Roll Services	-	-	18,000	18,000	18,000	100%
Arbitrage Rebate Services	-	1,000	-	1,000	2,000	50%
Bond Re-Amortizations	600	-	-	600	-	N/A
Other Contractual Services						
Legal Advertising	-	-	-	-	1,200	0%
Trustee Services	-	-	3,400	3,400	9,500	36%
Property Appraiser/Tax Collector Fees	-	1,193	-	1,193	2,000	60%
Bank Services	33	48	34	115	550	21%
Travel and Per Diem						
Travel and Per Diem	-	-	-	-	-	N/A
Communications & Freight Services						
Postage, Freight & Messenger	56	69	60	185	800	23%
Insurance						
Insurance	-	6,568	-	6,568	5,900	111%
Printing & Binding						
Printing & Binding	85	229	76	390	2,200	18%
Website Maintenance						
Website Maintenance	50	50	50	150	2,000	8%
Office Supplies						
Office Supplies	-	-	-	-	-	N/A
Subscription & Memberships						
Subscription & Memberships	175	-	-	175	175	100%
Legal Services						

**Miromar Lakes Community Development District
General Fund
Statement of Revenues, Expenditures and Changes in Fund Balance
Through December 31, 2019**

Description	October	November	December	Year to Date	Total Annual Budget	% of Budget
Legal - General Counsel	-	-	1,934	1,934	30,000	6%
Legal - Litigation	-	-	-	-	-	N/A
Legal - Center Place - Special Counsel	-	-	-	-	-	N/A
Legal - Center Place	-	-	-	-	-	N/A
Land Exchange - Salerno	-	-	-	-	-	N/A
Other General Government Services						
Engineering Services - General Fund	-	288	-	288	7,000	4%
NPDES	-	-	-	-	2,000	0%
Asset Administration Services	-	-	-	-	10,000	0%
Center Place	-	-	-	-	-	N/A
GIS Services	-	-	-	-	-	N/A
Sub-Total:	5,409	13,855	31,863	51,127	150,143	34%
Hurricane Relief Services						
Engineering Services						
General Engineering	-	-	-	-	-	N/A
Water Mgt - Debris Removal						
Lake Bank Erosion	-	-	-	-	-	N/A
Landscaping - Debris Removal						
Landscaping Removal	-	-	-	-	-	N/A
Sub-Total:	-	-	-	-	-	
Stormwater Management Services						
Professional Services						
Asset Management	-	9,746	-	9,746	35,800	27%
Mitigation Monitoring	-	-	-	-	500	0%
Utility Services						
Electric - Aeration Systems	-	1,079	-	1,079	4,800	22%
Lake System						
Aquatic Weed Control	-	4,162	4,162	8,324	61,000	14%
Lake Bank Maintenance	-	-	-	-	3,000	0%
Water Quality Testing	-	-	251	251	13,840	2%
Water Control Structures	-	4,800	3,800	8,600	24,000	36%
Grass Carp Installation	-	-	-	-	-	N/A
Litoral Shelf Barrier/Replanting	-	-	-	-	-	N/A
Aeration System	-	4,864	-	4,864	2,000	243%
Wetland System						
Routine Maintenance	-	3,384	4,564	7,948	42,100	19%
Other Current Charges	-	-	-	-	-	N/A
Capital Outlay						

**Miromar Lakes Community Development District
General Fund
Statement of Revenues, Expenditures and Changes in Fund Balance
Through December 31, 2019**

Description	October	November	December	Year to Date	Total Annual Budget	% of Budget
Aeration Systems	-	-	-	-	11,750	0%
Littortal Shelf Replanting/Barrier	-	4,275	-	4,275	15,000	29%
Lake Bank Restoration	-	-	-	-	-	N/A
Turbidity Screens	-	-	-	-	-	N/A
Erosion Restoration	-	-	2,600	2,600	200,466	1%
Contingencies	-	-	-	-	3,000	0%
Sub-Total:	-	32,309	15,377	47,687	417,256	11%
Landscaping Services						
Professional Management						
Asset Management	-	-	3,817	3,817	-	N/A
Utility Services						
Electric	-	-	-	-	-	N/A
Irrigation Water	-	-	-	-	-	N/A
Repairs & Maintenance						
Public Area Landscaping	-	-	-	-	-	N/A
Irrigation System	-	-	-	-	-	N/A
Well System	-	-	-	-	-	N/A
Plant Replacement	-	-	-	-	-	N/A
Other Current Charges						
Lee County Assessments	-	-	-	-	-	N/A
Charlotte County Assessments	-	559	-	559	-	N/A
Hendry County - Panther Habitat Taxes	-	-	-	-	-	N/A
Operating Supplies						
Mulch	-	-	-	-	-	N/A
Capital Outlay	-	-	-	-	-	N/A
Reserves for General Fund						
Water Management System	-	-	-	-	50,000	0%
Disaster Relief Reserve	-	-	-	-	50,000	0%
Sub-Total:	-	559	3,817	4,375	100,000	4%
Total Expenditures and Other Uses:	\$ 5,409	\$ 46,723	\$ 51,057	\$ 103,189	\$ 667,399	15%
Net Increase/ (Decrease) in Fund Balance	30,788	64,351	294,838	389,977	-	
Fund Balance - Beginning	317,847	348,636	412,987	317,847	317,847	
Fund Balance - Ending	\$ 348,636	\$ 412,987	\$ 707,825	707,825	\$ 317,847	

Miromar Lakes Community Development District
Debt Service Fund - Series 2012 Bonds
Statement of Revenues, Expenditures and Changes in Fund Balance
Through December 31, 2019

Description	October	November	December	Year to Date	Total Annual Budget	% of Budget
Revenue and Other Sources						
Carryforward	\$ -	\$ -	\$ -	-	\$ -	N/A
Interest Income						
Reserve Account	3,675	1	0	3,676	7,200	51%
Prepayment Account	1	6	4	11	-	N/A
Revenue Account	309	292	2	602	4,500	13%
Interest Account	-	-	-	-	-	N/A
Special Assessment Revenue						
Special Assessments - On-Roll	4,834	203,823	631,397	840,054	937,038	90%
Special Assessments - Off-Roll	-	-	-	-	-	N/A
Special Assessments - Prepayments	-	-	-	-	-	N/A
Operating Transfers In (From Other Funds)	-	-	-	-	-	N/A
Total Revenue and Other Sources:	\$ 8,819	\$ 204,121	\$ 631,403	844,343	\$ 948,738	N/A
Expenditures and Other Uses						
Debt Service						
Principal Debt Service - Mandatory						
Series 2012 Bonds	-	-	-	-	\$ 485,000	0%
Principal Debt Service - Early Redemptions						
Series 2012 Bonds	-	5,000	-	5,000	-	N/A
Interest Expense						
Series 2012 Bonds	-	231,869	-	231,869	463,738	50%
Operating Transfers Out (To Other Funds)	-	-	-	-	-	N/A
Total Expenditures and Other Uses:	\$ -	\$ 236,869	\$ -	236,869	\$ 948,738	N/A
Net Increase/ (Decrease) in Fund Balance	8,819	(32,748)	631,403	607,474	-	
Fund Balance - Beginning	604,977	613,796	581,048	604,977	870,552	
Fund Balance - Ending	\$ 613,796	\$ 581,048	\$ 1,212,451	1,212,451	\$ 870,552	

Miromar Lakes Community Development District
Debt Service Fund - Series 2015 Bonds
Statement of Revenues, Expenditures and Changes in Fund Balance
Through December 31, 2019

Description	October	November	December	Year to Date	Total Annual Budget	% of Budget
Revenue and Other Sources						
Carryforward	\$ -	\$ -	\$ -	-	\$ 1,498,639	N/A
Interest Income						
Reserve Account	8,212	8	2	8,222	12,000	69%
Interest Account	-	-	-	-	-	N/A
Prepayment Account	1,408	1,902	2	3,312	5,600	N/A
Revenue Account	828	743	263	1,834	9,400	N/A
Special Assessment Revenue						
Special Assessments - On-Roll	463	120,821	374,276	495,560	555,367	89%
Special Assessments - Off-Roll	-	-	-	-	582,633	0%
Special Assessments - Prepayments	-	-	-	-	-	N/A
Operating Transfers In (From Other Funds)	-	-	-	-	-	N/A
Bond Proceeds	-	-	-	-	-	N/A
Total Revenue and Other Sources:	\$ 10,911	\$ 123,474	\$ 374,544	\$ 508,929	\$ 2,663,639	N/A
Expenditures and Other Uses						
Debt Service						
Principal Debt Service - Mandatory						
Series 2015 Bonds	-	-	-	-	\$ 520,000	0%
Principal Debt Service - Early Redemptions						
Series 2015 Bonds	-	1,515,000	-	1,515,000	1,500,000	N/A
Interest Expense						
Series 2015 Bonds	-	341,025	-	341,025	645,000	53%
Operating Transfers Out (To Other Funds)	-	-	-	-	-	N/A
Total Expenditures and Other Uses:	\$ -	\$ 1,856,025	\$ -	1,856,025	\$ 2,665,000	N/A
Net Increase/ (Decrease) in Fund Balance	10,911	(1,732,551)	374,544	(1,347,096)	(1,361)	
Fund Balance - Beginning	2,660,783	2,671,694	939,143	2,660,783	-	
Fund Balance - Ending	\$ 2,671,694	\$ 939,143	\$ 1,313,687	1,313,687	\$ (1,361)	