

Firethorn

Community Development District

Financial Statements
March 31, 2026

JPWard and Associates, LLC
2301 N.E. 37th Street
Fort Lauderdale, Florida 33308
Phone: (954) 658-4900

TABLE OF CONTENTS

Firethorn Community Development District

Monthly Financial Statements

Balance Sheet – All Funds	1-2
Statement of Revenue, Expenditures and Changes in Fund Balance	
General Fund	3
Debt Service Fund	
Series 2025	4
Capital Projects Fund	
Series 2025	5
Income & Expense Graph – All Funds	6

**Firethorn
Community Development District
Balance Sheet
for the Period Ending March 31, 2026**

	Governmental Funds					Account Groups		Totals (Memorandum Only)
	General Fund	Debt Service	Capital Project	General Long	General Fixed			
		Series 2025	Series 2025	Term Debt	Assets			
Assets								
Cash and Investments								
General Fund - Checking Account	\$ 94,034	\$ -	\$ -	\$ -	\$ -	\$ -	\$ -	\$ 94,034
Debt Service Fund								
Reserve Account	-	589,701	-	-	-	-	-	589,701
Revenue Account	-	58	-	-	-	-	-	58
Prepayment Account	-	362,366	-	-	-	-	-	362,366
Construction Account	-	-	8,476	-	-	-	-	8,476
Cost of Issuance Account	-	-	6,510	-	-	-	-	6,510
Accounts Receivable	-	-	-	-	-	-	-	-
Amount Available in Debt Service Funds	-	-	-	952,125	-	-	-	952,125
Amount to be Provided by Debt Service Funds	-	-	-	16,477,875	-	-	-	16,477,875
Investment in General Fixed Assets (net of depreciation)	-	-	-	-	328,300	-	-	328,300
Total Assets	\$ 94,034	\$ 952,125	\$ 14,986	\$ 17,430,000	\$ 328,300	\$ -	\$ -	\$ 18,819,445

**Firethorn
Community Development District
Balance Sheet
for the Period Ending March 31, 2026**

	Governmental Funds			Account Groups		Totals (Memorandum Only)
	General Fund	Debt Service	Capital Project	General Long	General Fixed	
		Series 2025	Series 2025	Term Debt	Assets	
Liabilities						
Accounts Payable	-	-	-	-	-	-
Due to Developer	-	-	647,730	-	-	647,730
Bonds Payable						
Current Portion (Due within 12 months)						
Series 2025	-	-	-	250,000	-	250,000
Long Term						
Series 2025	-	-	-	17,180,000	-	17,180,000
Total Liabilities	<u>\$ -</u>	<u>\$ -</u>	<u>\$ 647,730</u>	<u>\$ 17,430,000</u>	<u>\$ -</u>	<u>\$ 18,077,730</u>
Fund Equity and Other Credits						
Investment in General Fixed Assets	-	-	-	-	328,300	328,300
Fund Balance						
Restricted						
Beginning: October 1, 2025 (Unaudited)	-	-	-	-	-	-
Results from Current Operations	-	952,125	(632,744)	-	-	319,380
Unassigned						
Beginning: October 1, 2025 (Unaudited)	-	-	-	-	-	-
Results from Current Operations	94,034	-	-	-	-	94,034
Total Fund Equity and Other Credits	<u>\$ 94,034</u>	<u>\$ 952,125</u>	<u>\$ (632,744)</u>	<u>\$ -</u>	<u>\$ 328,300</u>	<u>\$ 741,715</u>
Total Liabilities, Fund Equity and Other Credits	<u>\$ 94,034</u>	<u>\$ 952,125</u>	<u>\$ 14,986</u>	<u>\$ 17,430,000</u>	<u>\$ 328,300</u>	<u>\$ 18,819,445</u>

Firethorn
Community Development District
General Fund
Statement of Revenues, Expenditures and Changes in Fund Balance
Through March 31, 2026

Description	March	Year to Date	Total Annual Budget	% of Budget
Revenue and Other Sources				
Carryforward	\$ -	\$ -	\$ -	0%
Special Assessment Revenue		-	-	0%
Developer Contributions	-	145,721	145,721	100%
Other Fees and Charges				
Discounts/Collection Fees	-	-	-	0%
Total Revenue and Other Sources:	\$ -	\$ 145,721	\$ 145,721	100%
Expenditures and Other Uses				
Executive				
Professional Management	3,917	23,500	47,000	50%
Financial and Administrative				
Audit Services	-	3,400	4,900	0%
Accounting Services	1,667	8,333	20,000	42%
Assessment Roll Preparation	1,667	3,333	20,000	0%
Arbitrage Rebate Services	-	-	500	0%
Other Contractual Services				
Legal Advertising	-	-	3,500	0%
Trustee Services	-	-	4,246	0%
Dissemination Agent Services	-	500	5,000	0%
Property Appraiser Fees	-	-	500	0%
Bank Service Fees	-	-	250	0%
Communications & Freight Services				
Postage, Freight & Messenger	13	13	750	2%
Website Development	-	1,200	2,400	50%
Insurance				
	-	5,500	6,000	92%
Printing & Binding				
	-	-	500	0%
Subscription & Memberships				
	-	175	175	100%
Legal Services				
General Counsel	-	5,733	15,000	38%
Other General Government Services				
Engineering Services	-	-	15,000	0%
Total Expenditures and Other Uses:	\$ 7,263	\$ 51,687	\$ 145,721	35%
Net Increase/ (Decrease) in Fund Balance				
	(7,263)	94,034	-	
Fund Balance - Beginning	101,297	-	-	
Fund Balance - Ending	\$ 94,034	\$ 94,034	\$ -	

Firethorn
Community Development District
Debt Service Fund - Series 2025
Statement of Revenues, Expenditures and Changes in Fund Balance
Through March 31, 2026

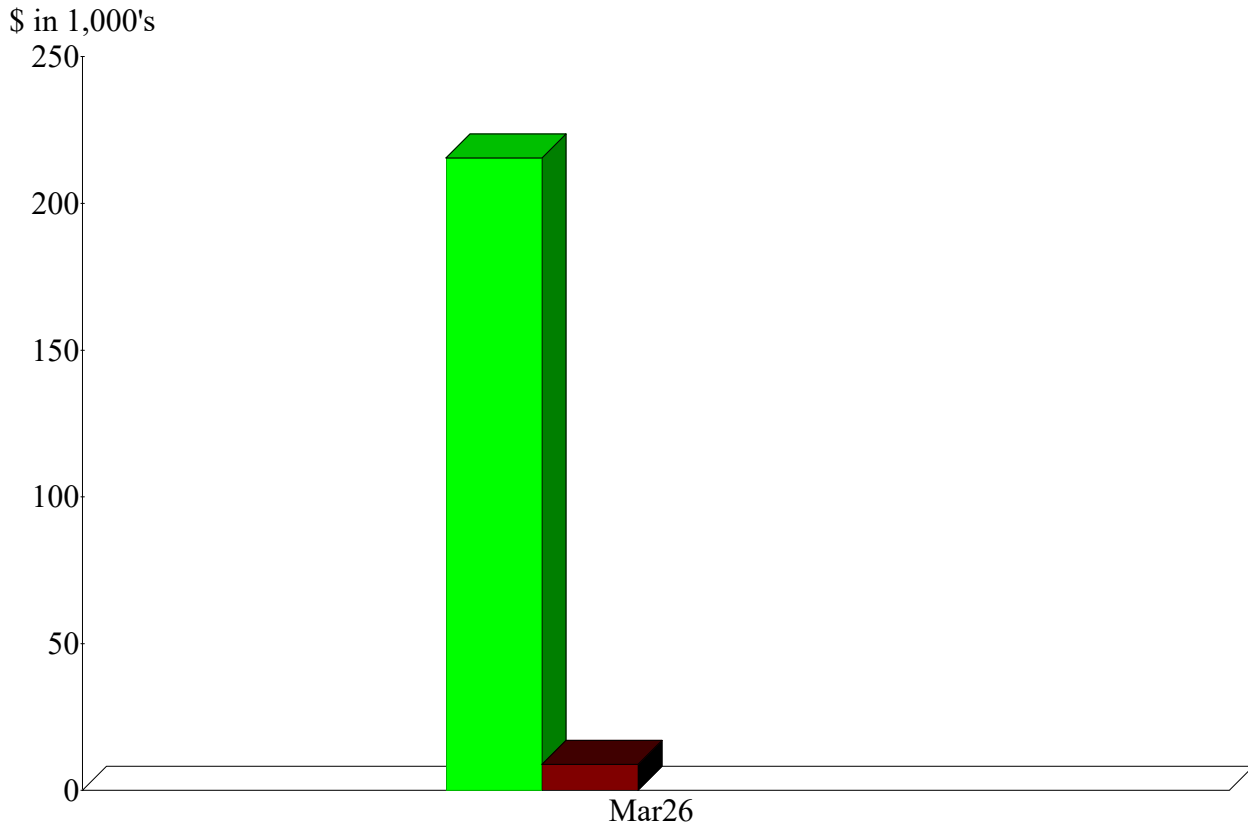
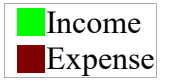
Description	March	Year to Date	Total Annual Budget	% of Budget
Revenue and Other Sources				
Carryforward	\$ -	\$ -	\$ -	0%
Interest Income				
Reserve Account	1,582	5,488	-	0%
Prepayment Account	\$ 58	58	-	0%
Special Assessment Revenue				
Special Assessments - Prepayments	212,203	362,366	-	0%
Debt Proceeds	-	589,701	-	0%
Intragovernmental Transfer In	-	-	-	0%
Total Revenue and Other Sources:	\$ 213,842	\$ 957,612	\$ -	0%
Expenditures and Other Uses				
Debt Service				
Principal Debt Service - Mandatory				
Series 2025	-	-	-	0%
Interest Expense				
Series 2025	-	-	-	0%
Intragovernmental Transfer Out	1,582	5,488	-	0%
Total Expenditures and Other Uses:	\$ 1,582	\$ 5,488	\$ -	0%
Net Increase/ (Decrease) in Fund Balance	212,260	952,125	-	
Fund Balance - Beginning	739,864	-	-	
Fund Balance - Ending	\$ 952,125	\$ 952,125	\$ -	

Firethorn
Community Development District
Capital Projects Fund - Series 2025
Statement of Revenues, Expenditures and Changes in Fund Balance
Through March 31, 2026

Description	March	Year to Date	Total Annual Budget	% of Budget
Revenue and Other Sources				
Carryforward	\$ -	\$ -	\$ -	0%
Interest Income				
Construction Account	18	36,612	-	0%
Cost of Issuance	17	61	-	0%
Debt Proceeds	-	16,840,299	-	0%
Intragovernmental Transfer In	1,582	5,488	-	0%
Total Revenue and Other Sources:	\$ 1,617	\$ 16,882,459	\$ -	0%
Expenditures and Other Uses				
Capital Outlay				
Electrical	-	-	-	0%
Water-Sewer Combination	-	5,989,871	-	0%
Stormwater Management	-	5,747,129	-	0%
Irrigation	-	1,433,605	-	0%
Roadway Improvement	-	3,760,748	-	0%
Cost of Issuance				
District Management and A.M.	-	50,000	-	0%
Engineering Services	-	15,000	-	0%
Legal Services	-	161,250	-	0%
Printing & Binding	-	2,250	-	0%
Trustee Services	-	6,750	-	0%
Underwriter's Discount	-	348,600	-	0%
Intragovernmental Transfer Out	-	-	-	0%
Total Expenditures and Other Uses:	\$ -	\$ 17,515,203	\$ -	0%
Net Increase/ (Decrease) in Fund Balance				
	1,617	(632,744)	-	
Fund Balance - Beginning	(634,361)	-	-	
Fund Balance - Ending	\$ (632,744)	\$ (632,744)	\$ -	

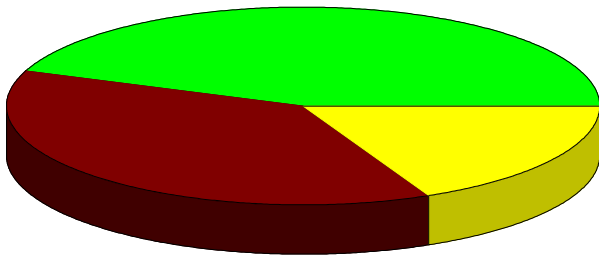
Firethorn Community Development District

Income and Expense by Month
March 2026



Expense Summary
March 2026

5120000 · Executive	44.28%
5130000 · Financial and Administrative	37.83
5810000 · Interfund Transfer Out	17.88
Total	\$8,844.44



By Account