

Buckeye Park

Community Development District

*Financial Statements
As of February 25, 2026*

JPWard and Associates, LLC
2301 N.E. 37th Street
Fort Lauderdale, Florida 33308
Phone: (954) 658-4900

TABLE OF CONTENTS

Buckeye Park Community Development District

Monthly Financial Statements

Balance Sheet – All Funds	1
Statement of Revenue, Expenditures and Changes in Fund Balance	
General Fund	2
Debt Service Fund Series 2008	3
Income & Expense Graph – All Funds	4

Buckeye Park Community Development District
Balance Sheet
As of February 25, 2026

	Governmental Funds				Totals (Memorandum Only)
	General Fund	Debt Service Fund Series 2008	Account Groups General Long Term Debt	General Fixed Assets	
Assets					
Cash and Investments					
General Fund - Invested Cash	\$ 217,358	\$ -	\$ -	\$ -	\$ 217,358
Debt Service Fund					
Reserve Account	-	129,387	-	-	129,387
Revenue Account	-	233,846	-	-	233,846
Prepayment Account	-	1,656	-	-	1,656
Due from Other Funds					
General Fund	-	-	-	-	-
Debt Service Fund(s)	-	-	-	-	-
Land	-	-	-	6,317,127	6,317,127
Improvements Other Than Buildings	-	-	-	1,932,898	1,932,898
Amount Available in Debt Service Funds	-	-	364,888	-	364,888
Amount to be Provided by Debt Service Funds	-	-	1,115,112	-	1,115,112
Total Assets	\$ 217,358	\$ 364,888	\$ 1,480,000	\$ 8,250,025	\$ 10,312,271
Liabilities					
Accounts Payable					
Due to Other Funds					
General Fund	-	-	-	-	-
Debt Service Fund	-	-	-	-	-
Bonds Payable					
Current Portion (Due Within 12 Months)	-	-	70,000	-	70,000
Long Term	-	-	\$1,410,000	-	1,410,000
Total Liabilities	\$ -	\$ -	\$ 1,480,000	\$ -	\$ 1,480,000
Fund Equity and Other Credits					
Investment in General Fixed Assets	-	-	-	8,250,025	8,250,025
Fund Balance					
Restricted					
Beginning: October 1, 2025 (Unaudited)	-	237,236	-	-	237,236
Results from Current Operations	-	127,652	-	-	127,652
Unassigned					
Beginning: October 1, 2025 (Unaudited)	203,373	-	-	-	203,373
Change to Fund: Prior Period Adjustment	489	-	-	-	489
Results from Current Operations	13,496	-	-	-	13,496
Total Fund Equity and Other Credits	\$ 217,358	\$ 364,888	\$ -	\$ 8,250,025	\$ 8,832,271
Total Liabilities, Fund Equity and Other Credits	\$ 217,358	\$ 364,888	\$ 1,480,000	\$ 8,250,025	\$ 10,312,271

Buckeye Park Community Development District
General Fund
Statement of Revenues, Expenditures and Changes in Fund Balance
As of February 25, 2026

Description	February 1 - 25, 2026	Year to Date	Total Annual Budget	% of Budget
Revenue and Other Sources				
Carryforward	\$ -	\$ -	\$ -	0%
Special Assessment Revenue				
Special Assessments - On-Roll	-	43,392	72,296	64%
Other Fees and Charges				
Discounts/Collection Fees	-	-	(4,730)	0%
Total Revenue and Other Sources:	\$ -	\$ 43,392	\$ 67,566	64%
Expenditures and Other Uses				
Legislative				
Board of Supervisor's Fees	-	-	3,000	0%
Executive				
Professional Management	1,667	8,333	20,000	42%
Financial and Administrative				
Audit Services	5,000	5,000	5,275	95%
Arbitrage Rebate Services	-	-	500	0%
Other Contractual Services				
Legal Advertising	-	-	1,000	0%
Trustee Services	-	-	3,709	0%
Dissemination Agent Services	-	1,500	1,600	94%
Bond Amortization Schedules	-	100	-	0%
Bank Service Fees	-	-	250	0%
Communication and Freight Services				
Postage, Freight and Messenger	18	18	60	30%
Computer Services - Website Development	1,200	1,200	2,400	50%
Insurance	-	7,069	6,397	111%
Subscription & Memberships	-	175	175	100%
Printing & Binding	-	-	50	0%
Rentals & Leases - Meeting Room	-	-	250	0%
Legal Services				
General Counsel	-	-	3,000	0%
Landscaping Services				
Repairs & Maintenance				
Public Area Landscaping	-	6,500	19,900	33%
Contingencies	-	-	-	0%
Total Expenditures and Other Uses:	\$ 7,885	\$ 29,896	\$ 67,566	44%
Net Increase/ (Decrease) in Fund Balance	(7,885)	13,496	-	
Fund Balance - Beginning	225,243	203,373	203,373	
Fund Additions/(Expenditures)	-	489	-	
Fund Balance - Ending	\$ 217,358	\$ 217,358	\$ 203,373	

Prepared by:

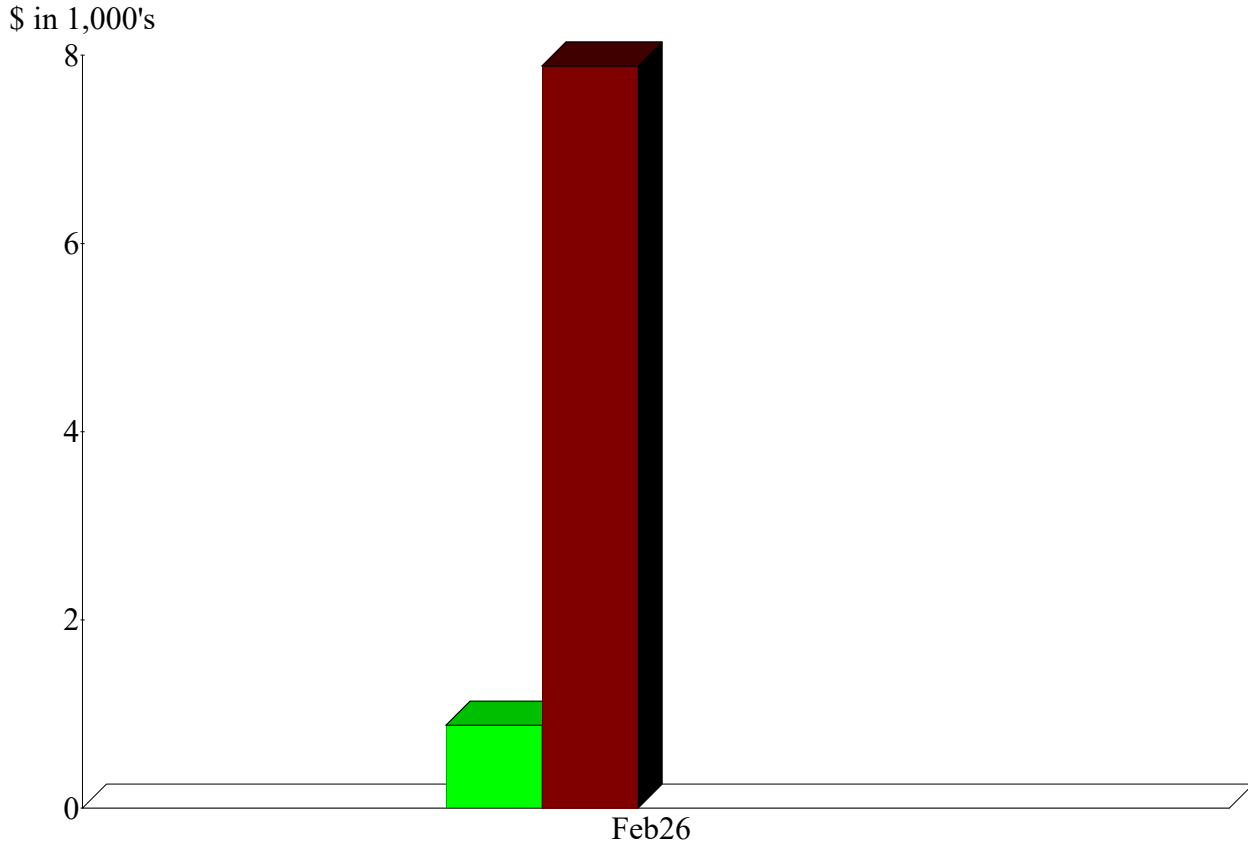
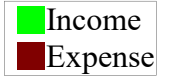
JPWARD and Associates, LLC

Buckeye Park Community Development District
Debt Service Fund - Series 2008
Statement of Revenues, Expenditures and Changes in Fund Balance
As of February 25, 2026

Description	February 1 - 25, 2026	Year to Date	Total Annual Budget	% of Budget
Revenue and Other Sources				
Carryforward	\$ -	\$ -	\$ -	0%
Interest Income				
Revenue Account	497	1,475	3,492	42%
Reserve Account	384	2,061	6,065	34%
Special Assessment Revenue				
Special Assessments - On-Roll	-	187,589	199,819	94%
Fees/Discounts for Early Payment	-	-	(13,072)	0%
Intragovernmental Transfer In	-	-	-	0%
Total Revenue and Other Sources:	\$ 881	\$ 191,124	\$ 196,304	97%
Expenditures and Other Uses				
Debt Service				
Principal Debt Service - Mandatory				
Series 2008 Bonds	-	-	70,000	0%
Principal Debt Service - Early Redemptions				
Series 2008 Bonds	-	5,000	-	0%
Interest Expense				
Series 2008 Bonds	-	58,472	116,747	50%
Intragovernmental Transfer Out	-	-	-	0%
Total Expenditures and Other Uses:	\$ -	\$ 63,472	\$ 186,747	34%
Net Increase/ (Decrease) in Fund Balance	881	127,652	9,557	
Fund Balance - Beginning	364,007	237,236	237,236	
Fund Balance - Ending	\$ 364,888	\$ 364,888	\$ 246,793	

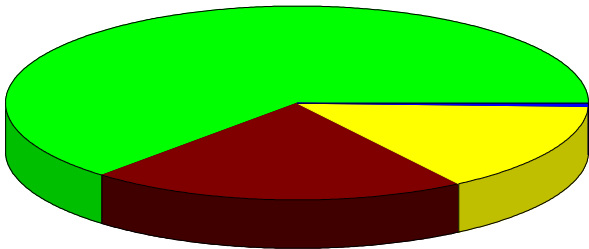
Buckeye Park Community Development District

Income and Expense by Month
February 2026



Expense Summary
February 2026

5130000 · Financial and Administrative	63.41%
5120000 · Executive	21.14
5134404 · Computer Services	15.22
5134102 · Postage, Freight & Messenger	0.23
Total	\$7,884.90



By Account