

Buckeye Park

Community Development District

Financial Statements
October 31, 2025

JPWard and Associates, LLC
2301 N.E. 37th Street
Fort Lauderdale, Florida 33308
Phone: (954) 658-4900

TABLE OF CONTENTS

Buckeye Park Community Development District

Monthly Financial Statements

Balance Sheet – All Funds	1-2
Statement of Revenue, Expenditures and Changes in Fund Balance	
General Fund	3
Debt Service Fund Series 2008	4
Income & Expense Graph – All Funds	5

Buckeye Park Community Development District
Balance Sheet
for the Period Ending October 31, 2025

	Governmental Funds		Account Groups		Totals (Memorandum Only)
	General Fund	Series 2008	General Long Term Debt	General Fixed Assets	
Assets					
Cash and Investments					
General Fund - Invested Cash	\$ 194,451	\$ -	\$ -	\$ -	\$ 194,451
Debt Service Fund					
Reserve Account	-	129,387	-	-	129,387
Revenue Account	-	101,983	-	-	101,983
Prepayment Account	-	6,656	-	-	6,656
Due from Other Funds					
General Fund	-	933	-	-	933
Debt Service Fund(s)	-	-	-	-	-
Assessments Receivable					
On-Roll	159,398	1,828,466	-	-	1,987,864
Off-Roll	77,051	2,588,190	-	-	2,665,240
Allowance for Uncollectable Assessments	(236,449)	(4,416,656)	-	-	(4,653,105)
Land	-	-	-	6,317,127	6,317,127
Improvements Other Than Buildings	-	-	-	2,108,696	2,108,696
Amount Available in Debt Service Funds	-	-	238,959	-	238,959
Amount to be Provided by Debt Service Funds	-	-	1,246,042	-	1,246,042
Total Assets	\$ 194,451	\$ 238,959	\$ 1,485,000	\$ 8,425,823	\$ 10,344,233

Buckeye Park Community Development District
Balance Sheet
for the Period Ending October 31, 2025

	Governmental Funds		Account Groups		Totals (Memorandum Only)
	General Fund	Series 2008	General Long Term Debt	General Fixed Assets	
Liabilities					
Accounts Payable	-	-	-	-	-
Due to Other Funds					
General Fund	-	-	-	-	-
Debt Service Fund	933	-	-	-	933
Bonds Payable					
Current Portion (Due Within 12 Months)	-	-	70,000	-	70,000
Long Term	-	-	\$1,415,000	-	1,415,000
Total Liabilities	<u>\$ 933</u>	<u>\$ -</u>	<u>\$ 1,485,000</u>	<u>\$ -</u>	<u>\$ 1,485,933</u>
Fund Equity and Other Credits					
Investment in General Fixed Assets	-	-	-	8,425,823	8,425,823
Fund Balance					
Restricted					
Beginning: October 1, 2025 (Unaudited)	-	237,236	-	-	237,236
Results from Current Operations	-	1,722	-	-	1,722
Unassigned					
Beginning: October 1, 2025 (Unaudited)	203,373	-	-	-	203,373
Results from Current Operations	(9,855)	-	-	-	(9,855)
Total Fund Equity and Other Credits	<u>\$ 193,518</u>	<u>\$ 238,959</u>	<u>\$ -</u>	<u>\$ 8,425,823</u>	<u>\$ 8,858,299</u>
Total Liabilities, Fund Equity and Other Credits	<u>\$ 194,451</u>	<u>\$ 238,959</u>	<u>\$ 1,485,000</u>	<u>\$ 8,425,823</u>	<u>\$ 10,344,233</u>

Buckeye Park Community Development District
General Fund
Statement of Revenues, Expenditures and Changes in Fund Balance
Through October 31, 2025

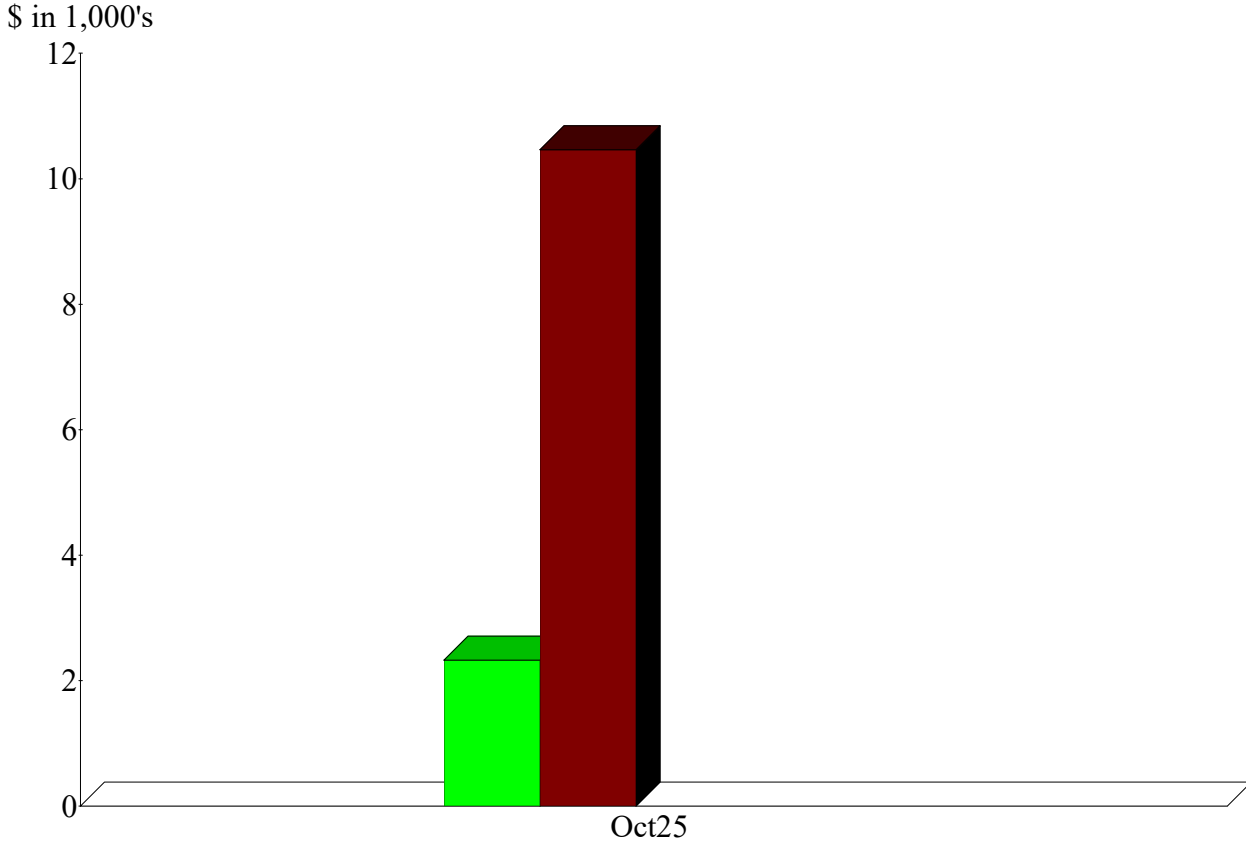
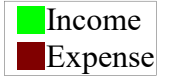
Description	October	Year to Date	Total Annual Budget	% of Budget
Revenue and Other Sources				
Carryforward	\$ -	\$ -	\$ -	0%
Special Assessment Revenue				
Special Assessments - On-Roll	606	606	72,296	1%
Special Assessments - Off-Roll	-	-	-	0%
Other Fees and Charges				
Discounts/Collection Fees	-	-	(4,730)	0%
Total Revenue and Other Sources:	\$ 606	\$ 606	\$ 67,566	1%
Expenditures and Other Uses				
Legislative				
Board of Supervisor's Fees	-	-	3,000	0%
Executive				
Professional Management	1,667	1,667	20,000	8%
Financial and Administrative				
Audit Services	-	-	5,275	0%
Arbitrage Rebate Services	-	-	500	0%
Other Contractual Services				
Legal Advertising	-	-	1,000	0%
Trustee Services	-	-	3,709	0%
Dissemination Agent Services	-	-	1,600	0%
Bond Amortization Schedules	100	100	-	0%
Bank Service Fees	-	-	250	0%
Communication and Freight Services				
Postage, Freight and Messenger	-	-	60	0%
Computer Services - Website Development	-	-	2,400	0%
Insurance	7,069	7,069	6,397	111%
Subscription & Memberships	-	-	175	0%
Printing & Binding	-	-	50	0%
Rentals & Leases - Meeting Room	-	-	250	0%
Legal Services				
Legal - General Counsel	-	-	3,000	0%
Other General Government Services				
Engineering Services	-	-	-	0%
Landscaping Services				
Repairs & Maintenance				
Public Area Landscaping	1,625	1,625	19,900	8%
Contingencies	-	-	-	0%
Total Expenditures and Other Uses:	\$ 10,461	\$ 10,461	\$ 67,566	15%
Net Increase/ (Decrease) in Fund Balance	(9,855)	(9,855)	-	
Fund Balance - Beginning	203,373	203,373	203,373	
Fund Balance - Ending	\$ 193,518	\$ 193,518	\$ 203,373	

Buckeye Park Community Development District
Debt Service Fund - Series 2008
Statement of Revenues, Expenditures and Changes in Fund Balance
Through October 31, 2025

Description	October	Year to Date	Total Annual Budget	% of Budget
Revenue and Other Sources				
Carryforward	\$ -	\$ -	\$ -	0%
Interest Income				
Revenue Account	342	342	3,492	0%
Reserve Account	448	448	6,065	0%
Special Assessment Revenue				
Special Assessments - On-Roll	933	933	199,819	0%
Special Assessments - Off-Roll	-	-		0%
Special Assessments - Prepayments	-	-	-	0%
Fees/Discounts for Early Payment	-	-	(13,072)	0%
Intragovernmental Transfer In	-	-	-	0%
Total Revenue and Other Sources:	\$ 1,722	\$ 1,722	\$ 196,304	1%
Expenditures and Other Uses				
Debt Service				
Principal Debt Service - Mandatory				
Series 2008 Bonds	-	-	70,000	0%
Principal Debt Service - Early Redemptions				
Series 2008 Bonds	-	-	-	0%
Interest Expense				
Series 2008 Bonds	-	-	116,747	0%
Intragovernmental Transfer Out	-	-	-	0%
Total Expenditures and Other Uses:	\$ -	\$ -	\$ 186,747	0%
Net Increase/ (Decrease) in Fund Balance	1,722	1,722	9,557	
Fund Balance - Beginning	237,236	237,236	237,236	
Fund Balance - Ending	\$ 238,959	\$ 238,959	\$ 246,793	

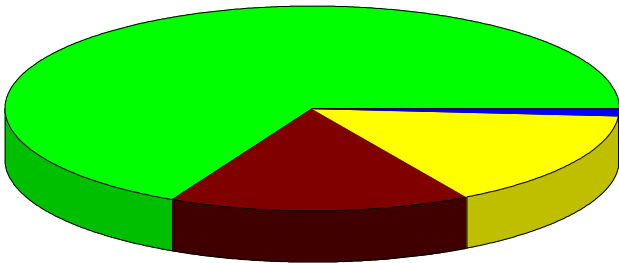
Buckeye Park Community Development District

Income and Expense by Month
October 2025



Expense Summary
October 2025

5134500 · Insurance	67.58%
5120000 · Executive	15.93
5390000 · Landscaping Services	15.53
5133400 · Other Contractual Services	0.96
Total	\$10,460.67



By Account