

Buckeye Park

Community Development District

*Financial Statements
As of May 31, 2026*

PFM Management Services LLC
3501 Quadrangle Blvd., Suite 270
Orlando, Florida 32817
Phone: (954) 658-4900

TABLE OF CONTENTS

Buckeye Park Community Development District

Monthly Financial Statements

Balance Sheet – All Funds	1
Statement of Revenue, Expenditures and Changes in Fund Balance	
General Fund	2
Debt Service Fund Series 2008	3
Income & Expense Graph – All Funds	4

Buckeye Park Community Development District
Balance Sheet
Through May 31, 2026

	Governmental Funds		Account Groups		Totals (Memorandum Only)
	General Fund	Debt Service Fund Series 2008	General Long Term Debt	General Fixed Assets	
Assets					
Cash and Investments					
General Fund					
Truist Bank - Checking Account	\$ 227,801	\$ -	\$ -	\$ -	\$ 227,801
Debt Service Fund					
Reserve Account	-	128,883	-	-	128,883
Revenue Account	-	108,673	-	-	108,673
Prepayment Account	-	2,160	-	-	2,160
Due from Other Funds					
General Fund	-	57	-	-	57
Debt Service Fund(s)	-	-	-	-	-
Land	-	-	-	6,317,127	6,317,127
Improvements Other Than Buildings	-	-	-	1,932,898	1,932,898
Amount Available in Debt Service Funds	-	-	239,772	-	239,772
Amount to be Provided by Debt Service Funds	-	-	1,170,228	-	1,170,228
Total Assets	\$ 227,801	\$ 239,772	\$ 1,410,000	\$ 8,250,025	\$ 10,127,598
Liabilities					
Accounts Payable	-	-	-	-	-
Due to Other Funds					
General Fund	-	-	-	-	-
Debt Service Fund	57	-	-	-	57
Bonds Payable					
Current Portion (Due Within 12 Months)	-	-	\$75,000	-	75,000
Long Term	-	-	\$1,335,000	-	1,335,000
Total Liabilities	\$ 57	\$ -	\$ 1,410,000	\$ -	\$ 1,410,057
Fund Equity and Other Credits					
Investment in General Fixed Assets	-	-	-	8,250,025	8,250,025
Fund Balance					
Restricted					
Beginning: October 1, 2025 (Unaudited)	-	237,236	-	-	237,236
Results from Current Operations	-	2,536	-	-	2,536
Unassigned					
Beginning: October 1, 2025 (Unaudited)	203,373	-	-	-	203,373
Change to Fund: Prior Period Adjustment	489	-	-	-	489
Results from Current Operations	23,882	-	-	-	23,882
Total Fund Equity and Other Credits	\$ 227,744	\$ 239,772	\$ -	\$ 8,250,025	\$ 8,717,542
Total Liabilities, Fund Equity and Other Credits	\$ 227,801	\$ 239,772	\$ 1,410,000	\$ 8,250,025	\$ 10,127,598

Buckeye Park Community Development District
General Fund
Statement of Revenues, Expenditures and Changes in Fund Balance
Through May 31, 2026

Description	May	Year to Date	Total Annual Budget	% of Budget
Revenue and Other Sources				
Carryforward	\$ -	\$ -	\$ -	0%
Special Assessment Revenue				
Special Assessments - On-Roll	26,496	69,887	72,296	103%
Other Fees and Charges				
Discounts/Collection Fees	-	-	(4,730)	0%
Total Revenue and Other Sources	\$ 26,496	\$ 69,887	\$ 67,566	103%
Expenditures and Other Uses				
Legislative				
Board of Supervisor's Fees	800	1,400	3,000	47%
Executive				
Professional Management	1,667	13,333	20,000	67%
Financial and Administrative				
Audit Services	-	5,000	5,275	95%
Arbitrage Rebate Services	-	-	500	0%
Other Contractual Services				
Legal Advertising	1,941	1,941	1,000	194%
Trustee Services	-	-	3,709	0%
Dissemination Agent Services	-	1,500	1,600	94%
Bond Amortization Schedules	-	100	-	0%
Bank Service Fees	-	-	250	0%
Communication and Freight Services				
Postage, Freight and Messenger	23	86	60	144%
Computer Services - Website Development	1,200	2,400	2,400	100%
Insurance				
	-	7,069	6,397	111%
Subscription & Memberships				
	-	175	175	100%
Printing & Binding				
	-	-	50	0%
Rentals & Leases - Meeting Room				
	-	-	250	0%
Legal Services				
General Counsel	-	-	3,000	0%
Landscaping Services				
Repairs & Maintenance				
Public Area Landscaping	1,625	13,000	19,900	65%
Contingencies				
	-	-	-	0%
Total Expenditures and Other Uses	\$ 7,256	\$ 46,005	\$ 67,566	68%
Net Increase/ (Decrease) in Fund Balance				
	19,240	23,882	-	
Fund Balance - Beginning	208,504	203,373	203,373	
Fund Additions/(Expenditures)	-	489	-	
Fund Balance - Ending	\$ 227,744	\$ 227,744	\$ 203,373	

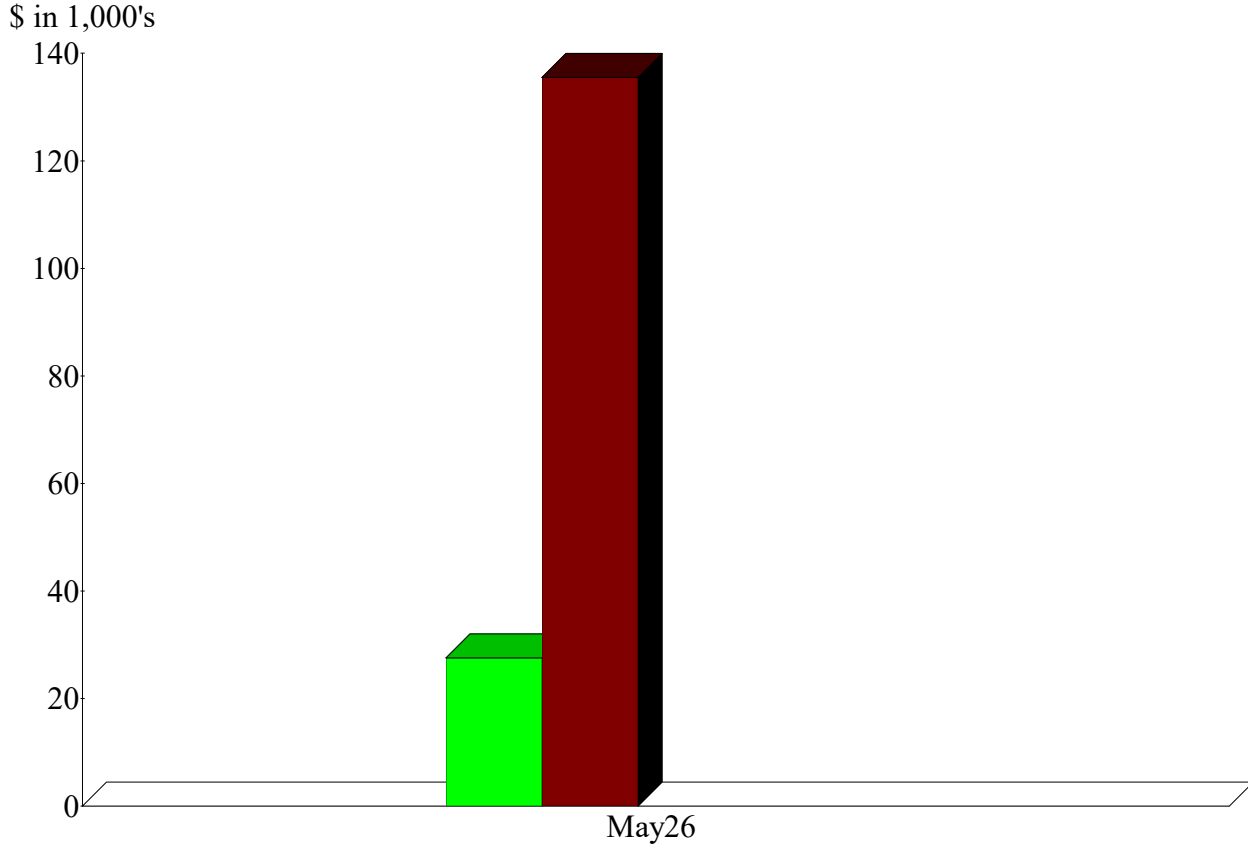
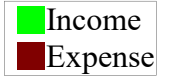
Prepared by:

Buckeye Park Community Development District
Debt Service Fund - Series 2008A
Statement of Revenues, Expenditures and Changes in Fund Balance
Through May 31, 2026

Description	May	Year to Date	Total Annual Budget	% of Budget
Revenue and Other Sources				
Carryforward	\$ -	\$ -	\$ -	0%
Interest Income				
Reserve Account	370	3,162	6,065	52%
Revenue Account	678	3,476	3,492	100%
Special Assessment Revenue				
Special Assessments - On-Roll	57	187,645	199,819	94%
Fees/Discounts for Early Payment	-	-	(13,072)	0%
Total Revenue and Other Sources:	\$ 1,105	\$ 194,283	\$ 196,304	99%
Expenditures and Other Uses				
Debt Service				
Principal Debt Service - Mandatory				
Series 2008 Bonds	70,000	70,000	70,000	100%
Principal Debt Service - Early Redemptions				
Series 2008 Bonds	-	5,000	-	0%
Interest Expense				
Series 2008 Bonds	58,275	116,747	116,747	100%
Total Expenditures and Other Uses:	\$ 128,275	\$ 191,747	\$ 186,747	103%
Net Increase/ (Decrease) in Fund Balance	(127,170)	2,536	9,557	
Fund Balance - Beginning	366,943	237,236	237,236	
Fund Balance - Ending	\$ 239,772	\$ 239,772	\$ 246,793	

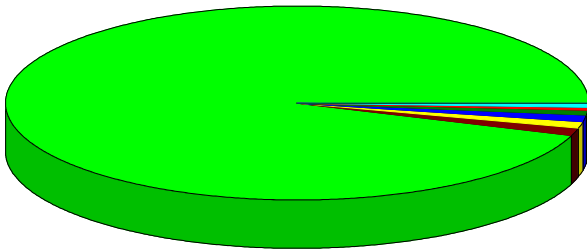
Buckeye Park Community Development District

Income and Expense by Month May 2026



Expense Summary May 2026

5170000 · Debt Service	94.65%
5133400 · Other Contractual Services	1.43
5120000 · Executive	1.23
5390000 · Landscaping Services	1.20
5134404 · Computer Services	0.89
5110000 · Legislative	0.59
5134102 · Postage, Freight & Messenger	0.02
Total	\$135,530.65



By Account